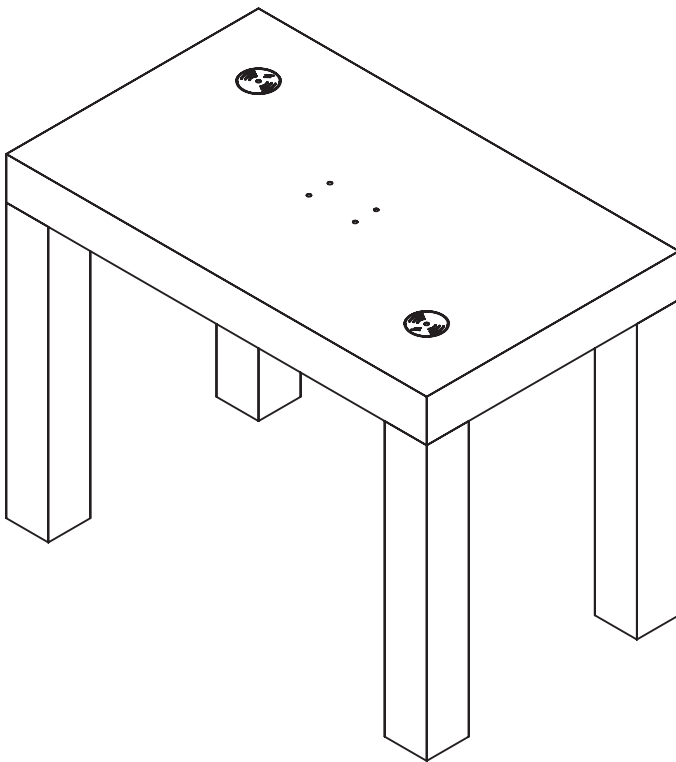


# wireless charging freestanding table

#8755

WIRELESS CHARGING FREESTANDING TABLE

---



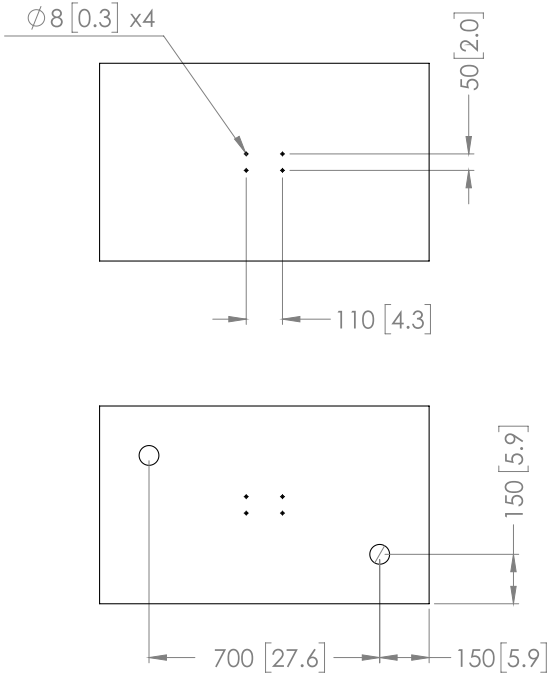


## IMPORTANT PLEASE READ THESE SAFETY INSTRUCTIONS

### GENERAL SAFETY

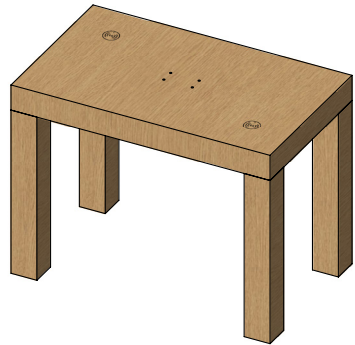
1. Read carefully and keep these instructions in a safe place.
2. Use this product only for its intended function and do not use attachments not recommended by the manufacturer.
3. Do not use outdoors.

### GET STARTED

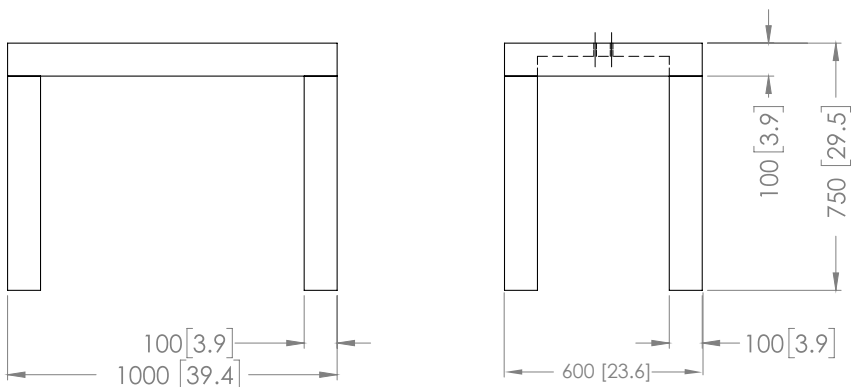


### WIRELESS CHARGING FREESTANDING TABLE

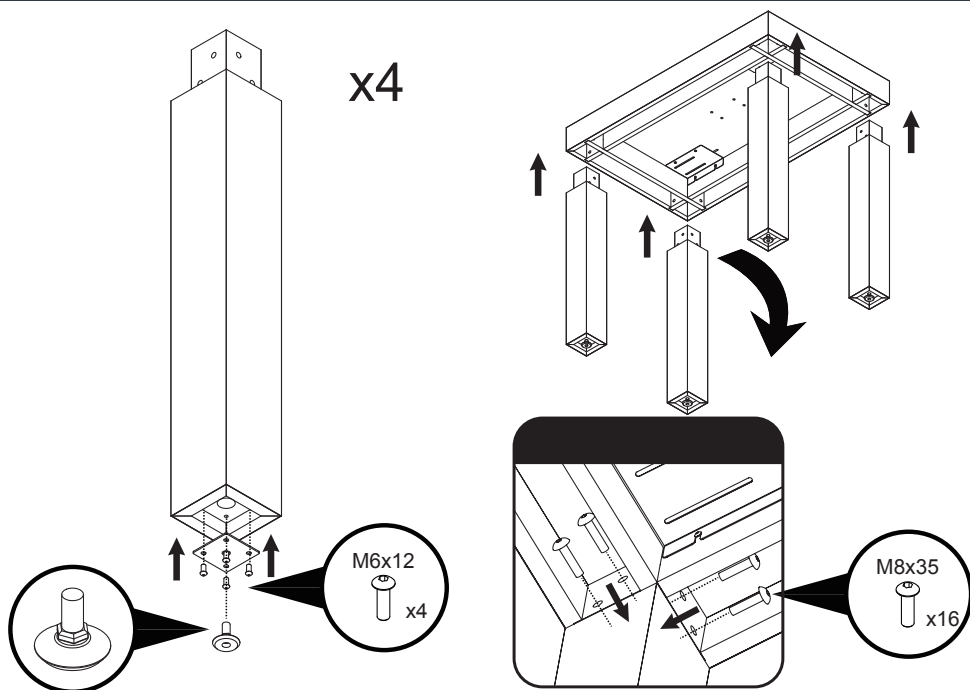
Material: Natural Ash MDF



All measurements are in mm [inches].

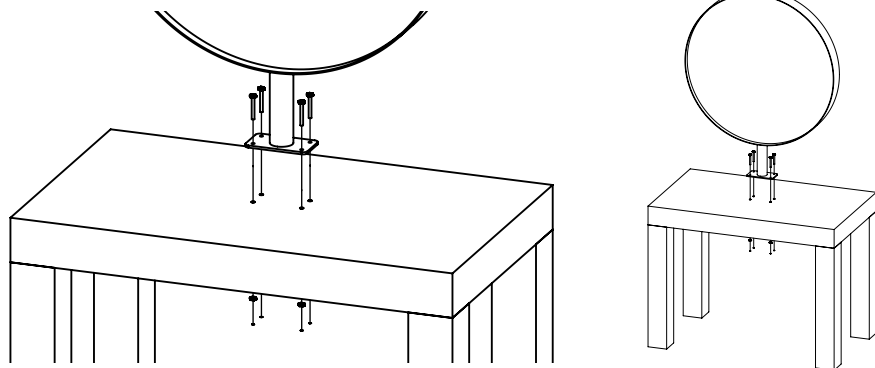


# INSTALLATION & ASSEMBLY

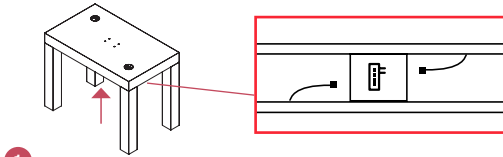


1	2	3	4	5	6
1PC	4PCS	4PCS	4PCS	16PCS	16PCS

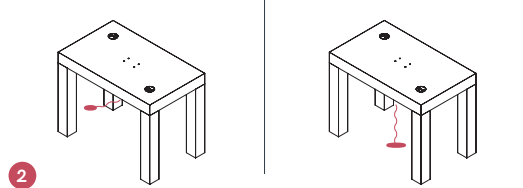
## MIRROR ASSEMBLY. MIRROR SOLD SEPARATELY.



## INSTALLATION & ASSEMBLY: POWER



1




2

1. Under the table connect the USB Cables to power adapter.
2. Connect power to wall or floor by extension cable.

## DESIGNED FOR POWER OUTLET

**OPTIONAL: ADDING POWER PLUG OUTLET**  
The table top has been designed to allow a powerpoint outlet.

Add Powerpoints to the side of the table by cutting a hole on the side table and installing power.



**MUST BE INSTALLED BY A QUALIFIED  
TRADESPERSON OR ELECTRICIAN ONLY.**  
\*NOT INCLUDED

## CLEANING

### GENERAL CLEANING

- We recommend the use of soapy water or general household cleaners. Colour may stain in the grooves of the grain, we suggest cleaning it asap, to prevent staining.
- This product should not be cleaned with abrasive materials.
- Damage caused by any improper treatment is not covered by the product warranty

## MAINTENANCE

- A periodic inspection of all components and fasteners should be made to ensure that your Comfortel product is structurally intact and functioning properly.
- Damaged and broken parts should be replaced and loose fasteners tightened.
- All maintenance to be carried out by a suitably qualified tradesperson.

# comfortel

[help.comfortel.com.au](http://help.comfortel.com.au)

### PRODUCT CODE

#8755 WIRELESS CHARGING  
FREESTANDING TABLE

WIRELESS CHARGING: SUITS SMART  
PHONES MODELS WITH INDUCTIVE  
CHARGING TECHNOLOGY.

Revision Date: 09.07.2021

©Comfortel Furniture. All rights are reserved. No part of this document may be photocopied, reproduced or translated to another language without written consent of Comfortel Furniture Pty Ltd.

The information contained in this document is subject to change without notice and should not be construed as a commitment by Comfortel Furniture Pty Ltd.

Comfortel Furniture Pty Ltd. assumes no responsibility for any errors that may appear in this document nor does it make expressed or implied warranty of any kind with regard to this material, including, but not limited to, the implied warranties of merchantability and fitness for a particular purpose.

Comfortel Furniture Pty Ltd. shall not be liable for incidental or consequential damages in connection with or arising out of the use of this document and the program material.

### PLEASE RETAIN THIS INFORMATION FOR FUTURE REFERENCE

For more information about our products and services, contact us at [comfortel.com.au](http://comfortel.com.au)

PURCHASE DATE

INVOICE NUMBER

NOTE YOUR PURCHASE DATE & INVOICE NUMBER FOR FUTURE REFERENCE