


floating stone bench

#8029
#8033

FLOATING STONE BENCH 140CM
FLOATING STONE BENCH 80CM





IMPORTANT PLEASE READ THESE SAFETY INSTRUCTIONS

GENERAL SAFETY

1. Read carefully and keep these instructions in a safe place.
2. Use this product only for its intended function and do not use attachments not recommended by the manufacturer.
3. Do not use outdoors.



140cm
WEIGHT: 15kg

80cm
WEIGHT: 10kg



PLEASE USE CORRECT FIXTURES FOR MOUNTING BASED ON WALL TYPE. NO RESPONSIBILITY IS ACCEPTED FOR ANY DAMAGE OR INJURY CAUSED BY INCORRECT MOUNTING.

GET STARTED

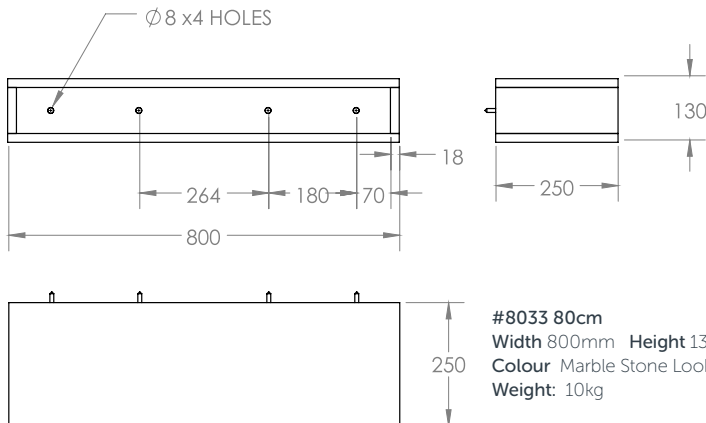
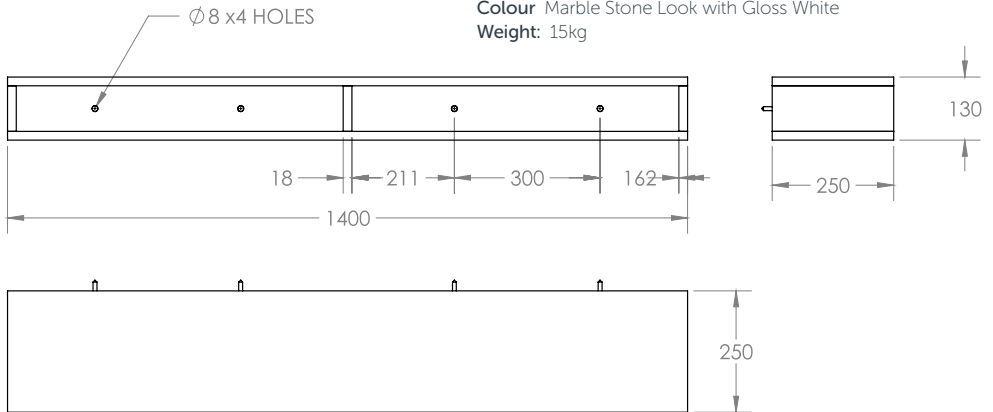
FLOATING STONE BENCH Workbench for salons

#8029 140cm

Width 1400mm Height 130mm Bench Depth 250mm

Colour Marble Stone Look with Gloss White

Weight: 15kg



#8033 80cm

Width 800mm Height 130mm Bench Depth 250mm

Colour Marble Stone Look with Gloss White

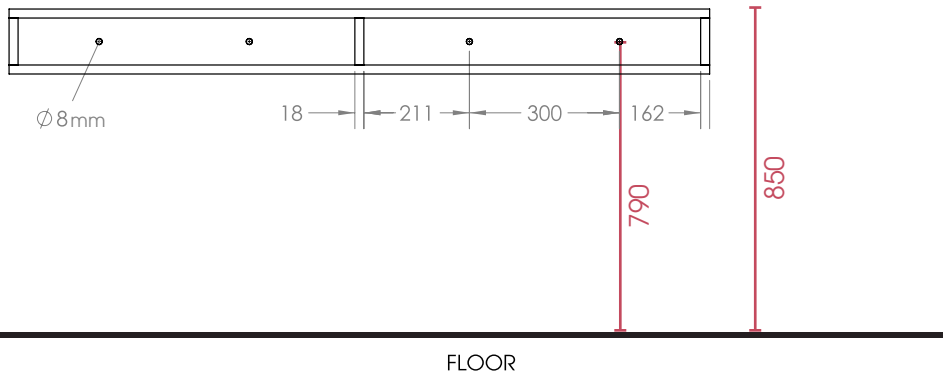
Weight: 10kg

All measurements are in mm.

INSTALLATION: WALL MOUNTING

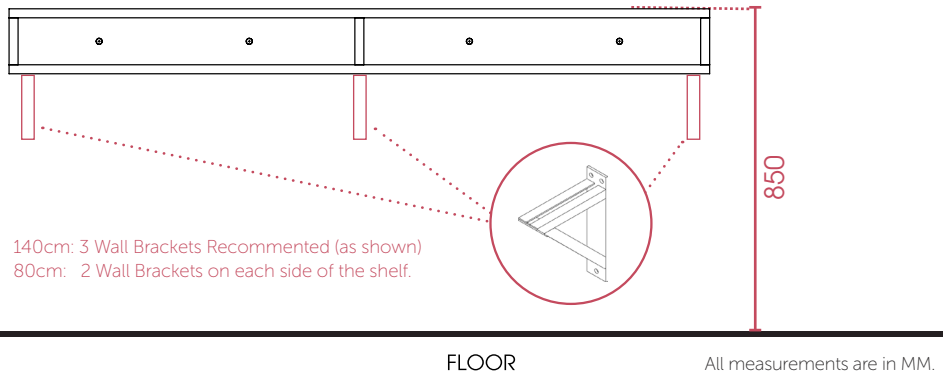
OPTION 1: DIRECTLY INTO WALL STUD

We recommend mounting directly into a wall stud using the holes provided as shown.



OPTION 2: USING WALL BRACKETS (NOT SUPPLIED)

When installing directly in wall stud is not an option, we recommend using wall brackets. Simply install the wall bracket to the wall and fix the floating shelf to the bracket. Comfortel do not supply wall brackets and can be purchased through any hardware store.



BEFORE INSTALLING YOU SHOULD CONSIDER THE FOLLOWING:

Allow for the necessary room around the unit for free movement.

When installing, position bench so it is 800 - 860mm from the floor. This is the recommended bench height.

MOUNTING TO WALL

1. Position frame as pictured
2. Using fixings (Not supplied), secure frame to wall

IMPORTANT

WALL FIXINGS NOT SUPPLIED.
PLEASE REFER TO WEIGHT WHEN
INSTALLING TO DETERMINE BEST
PRACTICE MOUNTING.



PLEASE USE CORRECT FIXTURES FOR MOUNTING BASED ON WALL TYPE. NO RESPONSIBILITY IS ACCEPTED FOR ANY DAMAGE OR INJURY CAUSED BY INCORRECT MOUNTING.

All measurements are in MM.

CLEANING

GENERAL CLEANING

- We recommend the use of soapy water or approved cleaners.
- This product should not be cleaned with abrasive materials.
- Damage caused by any improper treatment is not covered by the product warranty.

MAINTENANCE

A periodic inspection of all components and fasteners should be made to ensure that your Comfortel product is structurally intact and functioning properly.

Damaged and broken parts should be replaced and loose fasteners tightened.

All maintenance to be carried out by a suitably qualified tradesperson.

comfortel

help.comfortel.com.au

PRODUCT CODE

#8029 FLOATING STONE BENCH 140CM
#8033 FLOATING STONE BENCH 80CM

Revision Date: V1.10.07.2019

©Comfortel Furniture. All rights are reserved. No part of this document may be photocopied, reproduced or translated to another language without written consent of Comfortel Furniture Pty Ltd.

The information contained in this document is subject to change without notice and should not be construed as a commitment by Comfortel Furniture Pty Ltd.

Comfortel Furniture Pty Ltd. assumes no responsibility for any errors that may appear in this document nor does it make expressed or implied warranty of any kind with regard to this material, including, but not limited to, the implied warranties of merchantability and fitness for a particular purpose.

Comfortel Furniture Pty Ltd. shall not be liable for incidental or consequential damages in connection with or arising out of the use of this document and the program material.

PLEASE RETAIN THIS INFORMATION FOR FUTURE REFERENCE

For more information about our products and services, contact us at comfortel.com.au

PURCHASE DATE

INVOICE NUMBER

NOTE YOUR PURCHASE DATE & INVOICE NUMBER FOR FUTURE REFERENCE