






PICTURED WITH 125 HYDRAULIC & CAPITAL BASE

comfortel

CHAIR HEIGHT COMPARISON							
		CAPITAL		OMEGA		E-LIFT	
		LOW	HIGH	LOW	HIGH	LOW	HIGH
125mm HYDRAULIC		460 [18.1]	580 [22.8]	435 [17.1]	560 [22]	470 [18.5]	680 [26.8]
165mm HYDRAULIC		490 [19.3]	655 [25.8]	480 [18.9]	640 [25.2]		

CHAIR
HARPER
PART No.
#4127
ALL DIMENSIONS IN MM [IN]