







PICTURED WITH 125 HYDRAULIC & CAPITAL BASE

comfortel

CHAIR HEIGHT COMPARISON							
		CAPITAL		OMEGA		BOLT DOWN	
		LOW	HIGH	LOW	HIGH	LOW	HIGH
170mm GAS LIFT		440 [17.3]	600 [23.6]	N/A	N/A	N/A	N/A
125mm HYDRAULIC		460 [18.1]	590 [23.2]	455 [17.9]	585 [23.0]	N/A	N/A
165mm HYDRAULIC		490 [19.3]	640 [25.2]	485 [19.1]	635 [25.0]	635 [25.0]	635 [25.0]

CHAIR
STOCKHOLM

PART No.
#4125

ALL DIMENSIONS IN MM
DIMENSIONS ARE APPROXIMATE