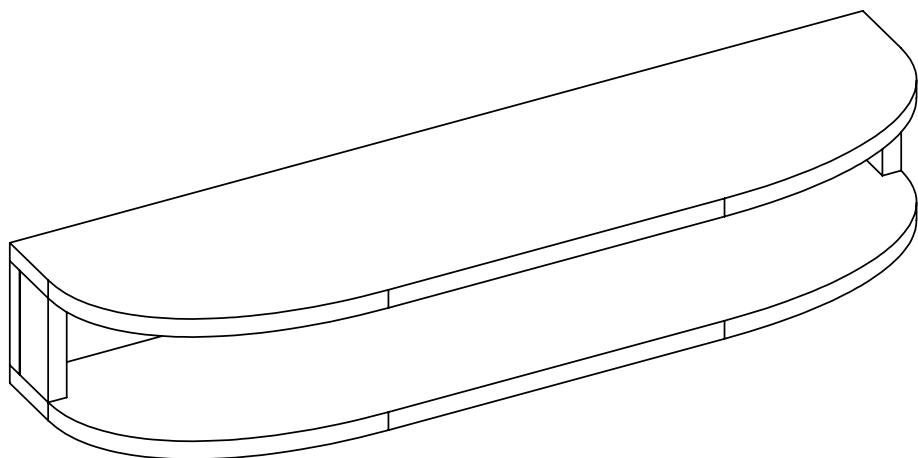


# curved doublebench

#8309

CURVED DOUBLE BENCH - CREAM PINK

---





## IMPORTANT PLEASE READ THESE SAFETY INSTRUCTIONS

### GENERAL SAFETY

1. Read carefully and keep these instructions in a safe place.
2. Use this product only for its intended function and do not use attachments not recommended by the manufacturer.
3. Do not use outdoors.

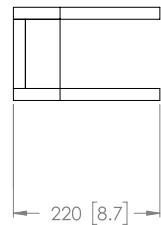
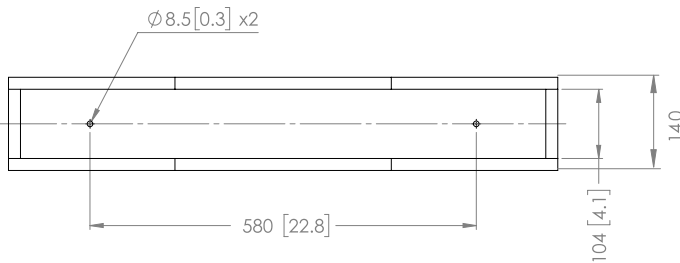
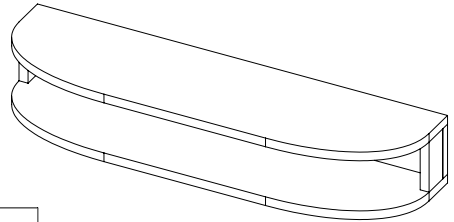
**WEIGHT: 5kg / 11lbs**



**PLEASE USE CORRECT FIXTURES FOR MOUNTING BASED ON WALL TYPE. NO RESPONSIBILITY IS ACCEPTED FOR ANY DAMAGE OR INJURY CAUSED BY INCORRECT MOUNTING.**

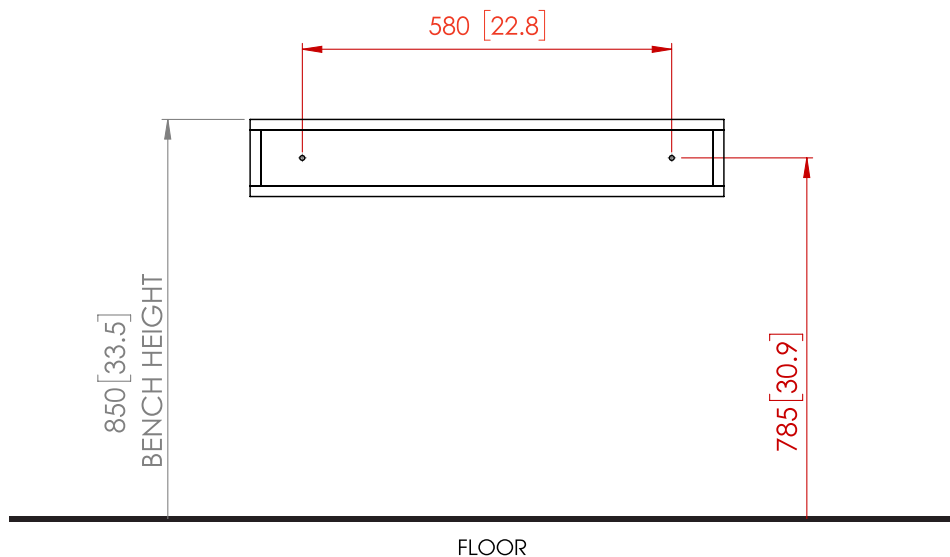
## GET STARTED

### CURVED DOUBLE BENCH for salons



All measurements are in mm [Inches]

## INSTALLATION: WALL MOUNTING



All measurements are in mm / Inches.

### BEFORE INSTALLING YOU SHOULD CONSIDER THE FOLLOWING:

Allow for the necessary room around the unit for free movement. When installing, position bench so it is 800mm - 860mm (31.5 - 33.8") from the floor. This is the recommended bench height.

### MOUNTING TO WALL

1. Position frame as pictured
2. Using fixings (Not supplied), secure bench to wall



## IMPORTANT

WALL FIXINGS NOT SUPPLIED.  
PLEASE REFER TO WEIGHT WHEN  
INSTALLING TO DETERMINE BEST  
PRACTICE MOUNTING.



PLEASE USE CORRECT FIXTURES FOR MOUNTING BASED ON WALL TYPE. NO RESPONSIBILITY IS ACCEPTED FOR ANY DAMAGE OR INJURY CAUSED BY INCORRECT MOUNTING.

## CLEANING

### GENERAL CLEANING

- We recommend the use of soapy water or approved cleaners.
- This product should not be cleaned with abrasive materials.
- Damage caused by any improper treatment is not covered by the product warranty.

## MAINTENANCE

A periodic inspection of all components and fasteners should be made to ensure that your Comfortel product is structurally intact and functioning properly.

Damaged and broken parts should be replaced and loose fasteners tightened. All maintenance to be carried out by a suitably qualified tradesperson.



[help.comfortel.com.au](https://help.comfortel.com.au)

PRODUCT CODE

#8309 - CURVED DOUBLE BENCH  
- CREAM PINK

Revision Date: 05.08.2021

©Comfortel Furniture. All rights are reserved. No part of this document may be photocopied, reproduced or translated to another language without written consent of Comfortel Furniture Pty Ltd.

The information contained in this document is subject to change without notice and should not be construed as a commitment by Comfortel Furniture Pty Ltd.

Comfortel Furniture Pty Ltd. assumes no responsibility for any errors that may appear in this document nor does it make expressed or implied warranty of any kind with regard to this material, including, but not limited to, the implied warranties of merchantability and fitness for a particular purpose.

Comfortel Furniture Pty Ltd. shall not be liable for incidental or consequential damages in connection with or arising out of the use of this document and the program material.

**PLEASE RETAIN THIS INFORMATION FOR FUTURE REFERENCE**

For more information about our products and services, contact us at [comfortel.com.au](https://comfortel.com.au)

**WARRANTY PERIOD**

**TERMS AND CONDITIONS.** For more information about our warranty, please refer to [help.comfortel.com.au](https://help.comfortel.com.au)

**PURCHASE DATE**

**INVOICE NUMBER**

**NOTE YOUR PURCHASE DATE & INVOICE NUMBER FOR FUTURE REFERENCE**